

Beat Bullying



BULLYING

« Beat bullying » aims at encouraging students to get involved into a serious issue which is unfortunately part of teenagers' daily life.

It is a project which aims at transforming them into active actors of their school environment.

It will enable students to (better) understand the dangers of bullying and stop minimizing or ignoring it.

As a matter of fact, the problem of bullying is crucial and unfortunately recurrent in our schools.

Thanks to this project we will try to create collaboratively a more peaceful atmosphere in our schools with students involved in the life of their school environment and ready to find solutions together for themselves and for their peers.



BEAT BULLYING PROJECT

January

DISCOVER

- create a mosaic to define bullying and share ideas the issue
- investigate on what is the situation in the respective schools through interviews to establish a clear picture of the situation in each school
- share the results to find strategies and solutions
- do researches to be informed and to know what society do fight bullying

Our workplan

There will be monthly activities. Collaboration and exchanges will help the students' to create common creations.



Nov/ Dec

LET'S MEET

- present oneself through the topic
- create a logo and a banner
- exchange on the netiquette of the project



February/ March

GET INVOLVED

- collaborate to create a leaflet together to give advice
- understand the danger of social medias
- take part in safer internet

February

BE ACTIVE

Find solution together to create a peaceable atmosphere and protect peers victims of bullying
create a leaflet together giving advice to the victims or the witnesses
create an event to raise awareness of bullying
create a video to campaign against of bullying

April / May

GET INVOLVED 2

- imagine a collective work: the song of the team
- vote for the music / title of the song
- sing together

Evaluation of project



WE STARTED PLANNING OUR AGENDA



MEETING AGENDA FOR THE eTwinning project: **BEAT BULLYING**

SHORT DESCRIPTION AND AIMS

Beat bullying » aims at encouraging students to get involved into a serious issue which is unfortunately part of teenagers' daily life.

It is a project which aims at transforming them into active actors of their school environment.

It will enable students to (better) understand the dangers of bullying and stop minimizing or ignoring it.

As a matter of fact, the problem of bullying is crucial and unfortunately recurrent in our schools.

Thanks to this project we will try to collaboratively create a more peaceful atmosphere in our schools with students involved in the life of their school environment and ready to find solutions together for themselves and for their peers.

Activities

November/December:

1. Introduce yourself
2. Create a logo/logo contest
3. Share netiquette with the students
4. Celebrate stop bullying day

January/February

1. Create a mosaic to define bullying and share ideas
2. Interviews at school
3. Do researches to be informed and to know what society do to fight against bullying
4. Share the results and give solutions
5. Create a leaflet with canva

March/April

1. Safer Internet day
2. Videos
3. Create a leaflet /a video
4. A song
5. Choose a title of the song
6. Choose the music
7. Write the lyrics

May

1. Final assessment survey (students and teachers)

Content:

1. Presentation of our project
 - 1.A. Work plan
 - 1.B. Agenda
 - 1.C. Final booklet**
2. Who are we ? Let's introduce
 - 2.A. Partners on the map
 - 2.B. Teachers of the project
 - 2.C. Schools in the project
 - 2.D. Partners' cities and towns
 - 2.E. The students of the project
3. Project kit
 - 3.A. E-Safety rules
 - 3.B. GDPR / Parents' and students' consents
 - 3.C. Safer Internet Day**
 - 3.D. Our project and the curriculum
 - 3.E. Web 2 tools
 - 3F. Copyright
4. Online meetings & Collaborations
 - 4.A. Students' meetings
 - 4.B. Students Meeting Evaluation about an Event
 - 4.C. Teachers' meetings
 - 4.D. Teachers collaboration
5. Collaborative Project activities
 - 5.A. Let's start our project with a brain storming
 - 5.B. Logo proposals
 - 5.B. Here is our winning logo
 - 5.C. A mosaic of words
 - 5.D. Bullying types
 - 5.E. I've experienced bullying-A video
 - 5.F. The Police intervention to prevent bullying
 - 5.G. National stop bullying day/week/month
 - 5.H. Solution against Bullying- Our Twinboard
 - 5.I. An inventory of the situation in our schools
 - 5.J. The schools videos on bullying
 - 5.K. The Bully-Box
6. Project final common work
 - 6.A. Poll for the best song title
 - 6.B. Poll for the best background music
 - 6.C. Final Common work mix country groups
 - 6.D. Writing the lyrics
 - 6.E. Singing the song
 - 6.F. Final common work
7. The leaflet
 7. A.The elaboration of our leaflet
 - 7,B. Our leaflet
8. Dissemination
 - 8.A. Social media
 - 8.B. School web sites
9. Evaluation
 - 9.A. Teachers' evaluation
 - 9.B. Students' evaluation
 - 9.C. Certificate of achievement



eTwinning **BULLYING**

MEETING AGENDA FOR THE eTwinning project: BEAT BULLYING

SHORT DESCRIPTION AND AIMS

Beat bullying » aims at encouraging students to get involved into a serious issue which is unfortunately part of teenagers' daily life.

It is a project which aims at transforming them into active actors of their school environment.

It will enable students to (better) understand the dangers of bullying and stop minimizing or ignoring it.

As a matter of fact, the problem of bullying is crucial and unfortunately recurrent in our schools.

Thanks to this project we will try to create collaboratively a more peaceful atmosphere in our schools with students involved in the life of their school environment and ready to find solutions together for themselves and for their peers.

Activities

November/December:

1. Introduce yourself
2. Create a logo/logo contest
3. Share netiquette with the students

Celebrate stop bullying day

15th February

- create a mosaic to define bullying and share ideas
- news at school
- researches to be informed and to know what society do to fight against bullying
- results and give solutions
- with canva

...30 CET

...y

...g- pages- online meetings

...to know

...anning activities

...g deadlines

...ties and responsibilities, activities and tasks assigned to each teacher

...y, 17 March

Re- Planning activities

Fixing deadlines

...y, 15th April

ents' online meetings

meeting 3 March h.10:45 CET

on eTwinning- pages- online meetings

Welcoming the schools 10'

Showing Official **Logo** of the project - 5' : the logo with the greatest number of votes is the log

Showing mentimeter results

Collaborative work -15' kahoot about cities, schools and bullying

Bye Bye 5'

g 18th March h : 9:00 CET

meter: different types of bullying

what is bullying and what is not

sharing ideas, evaluation

18th h: 12 CET

gether

the song

1. OUR PROJECT

Workplan

Agenda

CAUTION

**YOU ARE ENTERING
AN ANTI-BULLY ETWINNING SPACE**



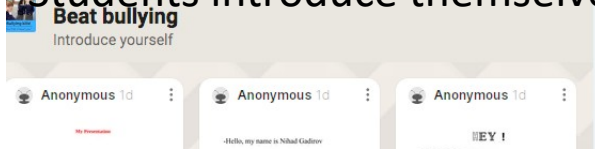
**HURTING ANYONE
IS ABSOLUTELY NOT ALLOWED**

welcome to the team members!

2.

Meet the partners:
SCHOOLS
CITIES
TEACHERS
STUDENTS

Students introduce themselves



TURKEY Konya, Fatih
MTAL



School for
nance,
and Tourism.
is situated in
aly, only few
om Lake
Lake Iseo,
act many
e are looking
o hosting you

Here is a short video on
our school. it is located
250km south from
Paris.



Al-Nuzha Secondary
School for Girls

Our school is vocational
and academic high
school for 16 and 17
year old girls. it is

AYBASTI FEN LİSESİ
ORDU- TURKEY

This is our school
picture. It is located on
the north of the
Turkey. Our school is a
science high school in
Turkey. We choose our
students with the
entrance exam.



Team Khawaldeh,
Jordan

presentation of our
OWN

ena Rocca Italy

rybody,
ly happy to join
ect and start
experience
all!

Lycée professionnel,
Gustave Eiffel- Tours-
Pascale Méphon

I am already glad to
meet you. I am certain
that teamworking and
sharing enable to be
active and find
solutions.

Nergis Tecer, Turkey,
Konya, Fatih MTAL

Greetings from Turkey. I

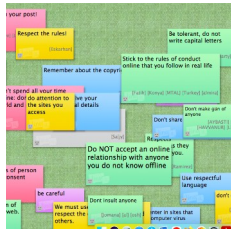
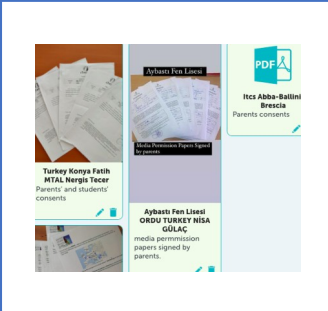

Our city-Brescia
Brescia in few words

Our City-ORDU

Turkey, Konya, Fatih
MTAL

Konya

Hi, everybody
Turkey. I'm too
working with y
project.



- YouTube <https://www.youtube.com/?gl=LT&hl=it> to upload and share project videos
- Google maps- <https://www.google.com/maps/> to create partner countries map
- Padlet <https://padlet.com/> Online Common Boarding (For sharing notes and collaborating)
- Topwin Movie Maker <https://www.topwin-movie-maker.com/> to create video
- Genial.ly <https://www.genial.ly/en> to create infographics, poster, presentations
- Word Art <https://wordart.com/> To create word clouds, logos
- Collage Maker <https://www.befunky.com/create/collage/> to create pictures collage
- Canva <https://www.canva.com/> to create a poster
- Kahoot.it <https://kahoot.it/> to create Online Quiz
- Survey Monkey <https://www.surveymonkey.com/> to do an online survey
- Google Forms <https://www.google.com/forms/about/> to create a Survey
- Pixiz <https://tr.pixiz.com> Creating Photo Collage
- Yumpu <https://www.yumpu.com/tr> for e-book and e-magazine
- Google sites <https://sites.google.com> for creating websites
- JeopardyLab <https://jeopardylabs.com/> to create an online competition
- Quizizz <https://quizizz.com/> to create an online quiz

Project is related to the curriculum

<p>Fatih Tecer English Language, Citizenship, Using English to teach/learn Citizenship. Bullying and cyber-bullying is part of Citizenship education school curriculum in</p>	<p>Itcs Abba-Ballini, Brescia English Language, Citizenship. Using English to teach/learn Citizenship. Bullying and cyber-bullying is part of Citizenship education school curriculum in</p>	<p>T English Language, Citizenship, Using English to teach/learn Citizenship. Bullying and cyber-bullying is part of Citizenship education school curriculum in</p>
--	---	--

3. DEFINE RULES : OUR KIT

Copyright is a piece of legislation that protects creators. It gives you the right to decide what other people can do with your work.

Non-copyrighted music is the music that can be legally used by the public. You can play non-copyrighted music in public or you can use it on your projects without the necessity of paying the artist.

Non-copyrighted music is often called "royalty-free music." If a song or track is royalty-free, it means that you can use it in your various projects freely.

You can make your searches using the term Non-copyrighted music "royalty-free music."

- Students worked on E-safety rules
- We decided to upload Parents' consents
- Students took part to the Safer internet day they got a certificate
- We explained how our project fits the curriculum
- We provided students with useful links of Web2 tools
- We explained to the students the importance of the Copyright



Certificate

This is to certify that

Name Surname

attended the one-hour Education Exchange webinar on 8 February 2022

Safer Internet Day 2022

Signed

Mark Herbert
Director Schools and Skills
British Council

Tuesday 8th February 2022

#PlayYourPart in creating a better internet

ALL FUN AND GAMES ?

Exploring respect and relationships online

saferinternetday.org.uk

UK Safer Internet Centre logo

ALL FUN AND GAMES ? logo

#SaferInternetDay saferinternetday.org.uk #PlayYourPart

Online meetings & Collaborations

4

Students' meetings

3rd March : Welcoming the schools 10'

Showing Official Logo of the project

Showing mentimeter results

Collaborative work -15' kahoot about cities, schools and bullying

18th March: Mentimeter:

different types of bullying

Quiz: what is bullying and what is not

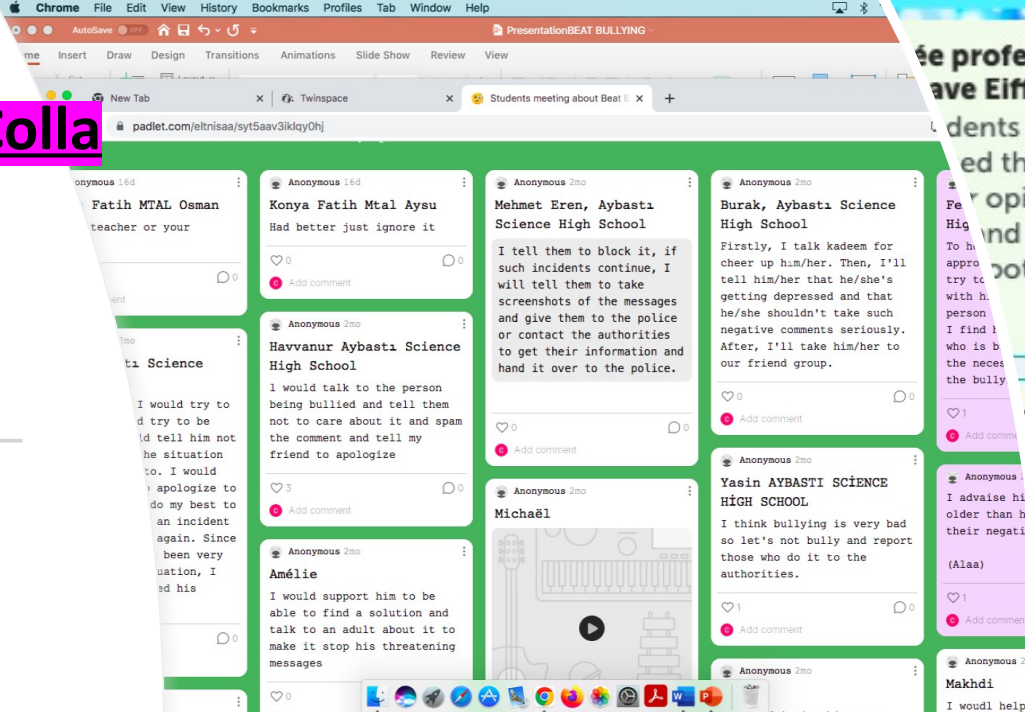
Padlet: sharing ideas, evaluation about an event

28th April :

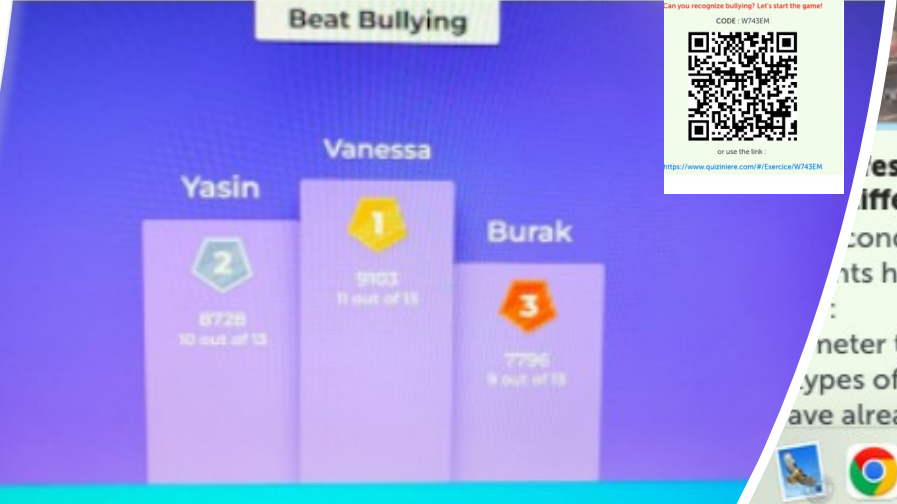
Writing lyrics together

Deciding the title of the song

Deciding the music



online meeting. All the schools involved in the project had an online meeting from 10:45 to 11:30. Some of the students presented themselves and their school, the official logo was shared and mentimeter results were shared and commented and they enjoyed it. It was a real fun! Here's kahoot podium.



A collage of photos and text descriptions of events. The text includes: 'the professionnel, Eiffel- Tours', 'Students had themselves, opinion on and played', 'meeting: of an event', 'Itcs Abba-Ballini 18th March All the students from Italy enjoyed the activities very much; the quiz: what is bullying and what is not', 'AYBASTI FEN LİSESİ ORDU TURKEY All of our students from Aybasti Fen Lisesi met their friends and they share their ideas on mentimeter. They enjoyed very much.', and 'Professional, Eiffel- Tours'. Photos show students in a meeting, a presentation slide, and a quiz interface.

A collage of screenshots from video calls. The text includes: 'Turkey Konya Fatih MTAL - Nergis Te', 'students 1st meeting', and 'wcb-whms-pgj'. The screenshots show various participants in a meeting, including one with a green screen and another with a white screen.

Mix Country Groups

Elena's group

France -- Amelia
Jordan -- Hala
Konya -- Aysu
Ordu -- Furkan
Italy -- Tommaso

Ream's group

1. France -- Marty
2. Jordan -- Samiha
3. Konya -- Arife
4. Ordu -- Hawvanur
5. Italy -- Vanessa

Nisa's group

1. France -- Oscar
2. Jordan -- Jumana
3. Konya -- Osman
4. Ordu -- Yasin
5. Italy -- Diago

Pascale's group

1. France -- Romain
2. Jordan -- Alaa
3. Konya -- Necip
4. Ordu -- Efe
5. Italy -- Alessio

Nergis' group

1. France -- Gabin
2. Jordan -- Weam
3. Konya -- Enhar
4. Ordu -- Buse
5. Italy -- Erica

PROJECT REMINDER

Thursday 28th April
12.00-13.00

we will have a meeting
for the common work

detailed information is in
the pages 6

Good luck, hope you
enjoy it

Students' meeting 28th April

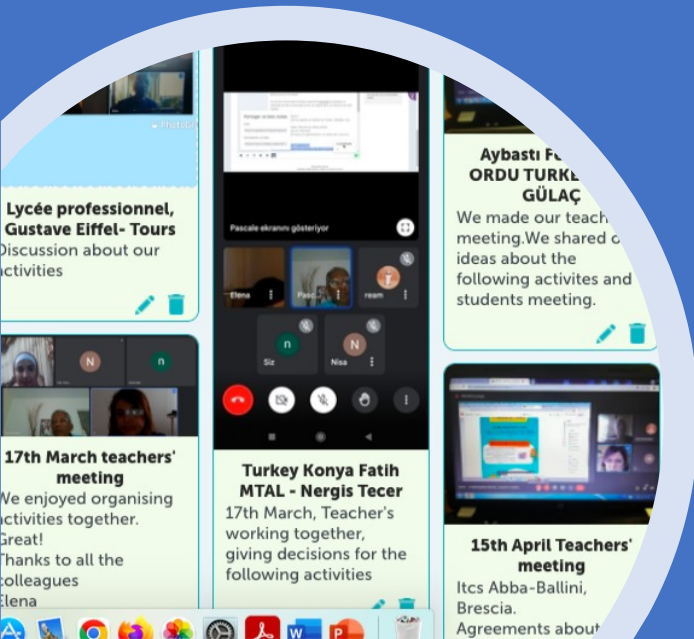
Teachers' meetings:

5th April at 7 pm CET

17th February at 5:30 pm CET

17th February at 5:30 pm

17th February at 6:30



Teachers' meetings: we planned 5 teachers' meeting to define rules, activities, collaboration...

Teachers' collaboration



teachers online collaboration
 Konya Fatih
 Nergis Tecer



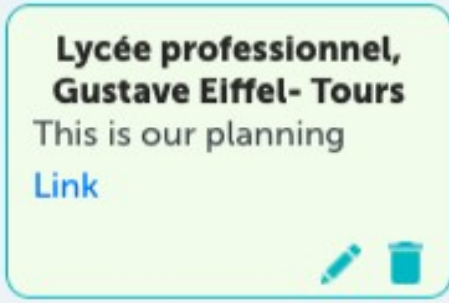
Lycée professionnel, Gustave Eiffel- Tours
 Task Sharing



Itcs Abba-Ballini, Brescia
 We proposed to celebrate with shared activities the Safer Internet Day



Lycée professionnel, Gustave Eiffel- Tours
 We used this situation as a speech trigger, to help students find solutions



Lycée professionnel, Gustave Eiffel- Tours
 This is our planning Link



5. STUDENTS' COLLABORATIVE ACTIVITIES

- Logo contest and winning logo
- A mosaic of words
- Bullying types
- I've experienced bullying-a video
- The Police intervention to prevent bullying
- National stop bullying day
- Solution against bullying
- An inventory of the situation in our schools
- The schools video on bullying
- Bully-box



Let's use **this link** <https://www.menti.com/9zxptz63tn>

to create a jumble of words linked to bullying.

here is the result of our common activity :

Bullying. What comes to your mind?



Bullying Types

#StopBullying

- VERBAL**
This can include name calling, spreading rumors, and persistent teasing.
- SOCIAL**
Ignoring or leaving someone out on purpose, telling others not to be friends with someone, spreading rumors, embarrassing someone in public, telling lies or stories about.
- CYBER**
Intentional and repeated harm inflicted through the use of computers, phones, and other electronic devices.
- PHYSICAL**
Kicking, hitting, biting, pinching, hair pulling, and making threats.



Thank you for your participation 56 of us have answered the question in the survey and 26% of those verbal bullying as the most common and the least bullying is physical according to our survey result.

There is an infographic about the types of bullying. Please contribute to our survey to find out which one is the most common? Survey link is given below.

<https://www.menti.com/m53bb2ih9k>

It's time to get informed

Step one: before watching the video do activity 1 (preparation)

Step 2: watch the video at

<https://learnenglishteens.britishcouncil.org/study-break/video-zone/live-experienced-bullying>

Step 3: do activities two and three (check your understanding)

I've experienced bullying-a video

The video and the students doing the activity

our students doing the activity



Bullying happens to different people in different places. It's happened to you, you're not alone. In this video, teenagers who have faced and overcome bullying talk about their experience.

► Instructions

► Preparation



The Police intervention to prevent bullying. After the meeting with the police, students made a ppt to summarise what they learnt.



...cée professionnel,
...stave Eiffel- Tours
... team responsible
... security and the
...pect of law came to
... school in
... cember. They are
...rmer policemen. The
... explained us the law

...h MTAL
...ecer)
...chers
...d as a
...nce last
...ninar
...event



...r Abba-
...scia
...groups to
...summary
...rnt



...ce intervention
...gainst bullying
...FEDERICO (bs)



Police seminar at Abba-Ballini- Brescia
The students took part in the meeting with Polizia Locale, they asked and answered questions

Police seminar Abba-Ballini, Brescia
We worked in groups to make a short summary of what we learnt



ORDU -AYBASTI FEN LİSESİ
We invited the policemen to our school. They came and gave information about bullying and cyber bullying. Students asked their questions and they gave answer.

ITCS Abba-Ballini Invitation at "Santa Giulia"
3 of the students who took part to the seminar have been invited by the Police to celebrate the 149 Anniversary of their Foundation on the 27th April

On 8th March the students attended a conference with "Polizia Municipale" who showed and explained slides about bullying and cyber bullying. Students asked and were asked questions, they made presentations and now they are going to work in groups and prepare a project.



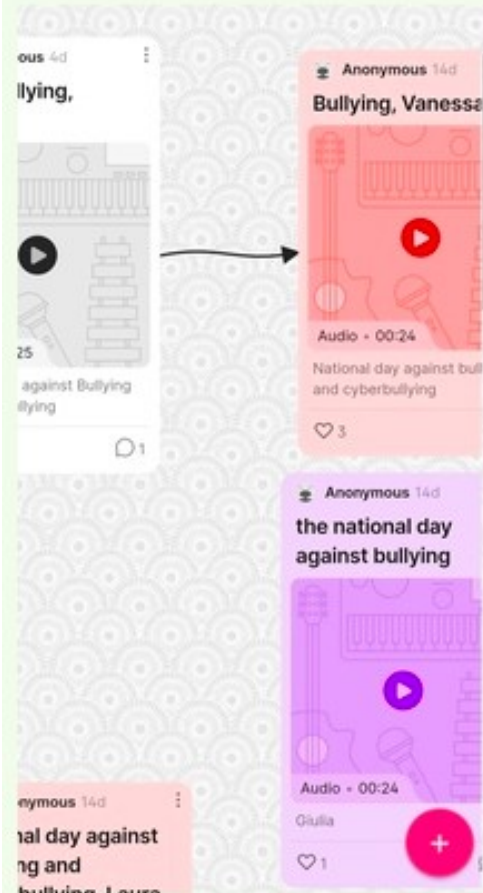
On 8th March we invited the Policemen to our school. They came and gave information about "Bullying in Schools and Cyber Bullying". Students asked their questions and they gave answers.

Students enjoyed the meeting and they realized the importance of Secure Internet Using.



STUDENTS CELEBRATED STOP BULLYING DAY TOGETHER

Students give evidence of their own country's dedicated day/week/month to stop bullying by posting a recording to the padlet and commenting each other's post



the bullying ?Share your ideas please:)
Don't forget write your names and schools.**NİSA G. AYBASTI FEN LİSESİ**

In the face of bullying,
When we see someone being bullied,
we should help that person.

NEHİR E.
AYBASTI FEN
LİSESİ

Hi Students...What can we do against the bullying ?Share your ideas please:)
Don't forget write your names and schools.**NİSA G. AYBASTI FEN LİSESİ.**

None of us want to be bullied. But s
may become egotistical people in th
future, depending on the way their
raised them. In order to prevent this
should raise awareness of this not o
children in schools, but also to our e

Nisanur T. Aybastı Fen Lises

To fight bullying you can report the abuse,
threaten and tease to your parents or to
your teachers.
andra Ndataga

There are many solutions against
bullying. The most important is to talk
about it with someone, like a friend or
an adult.

Giulia (Brescia)

Solution against bullying : students worked together on our board


We must not remain silent
in the face of bullying.
When we see someone being bullied,
we should help that person.

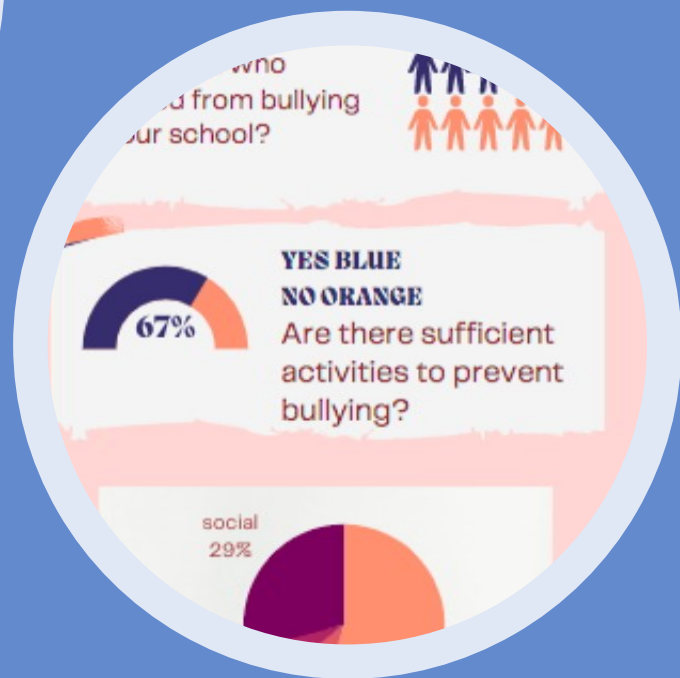
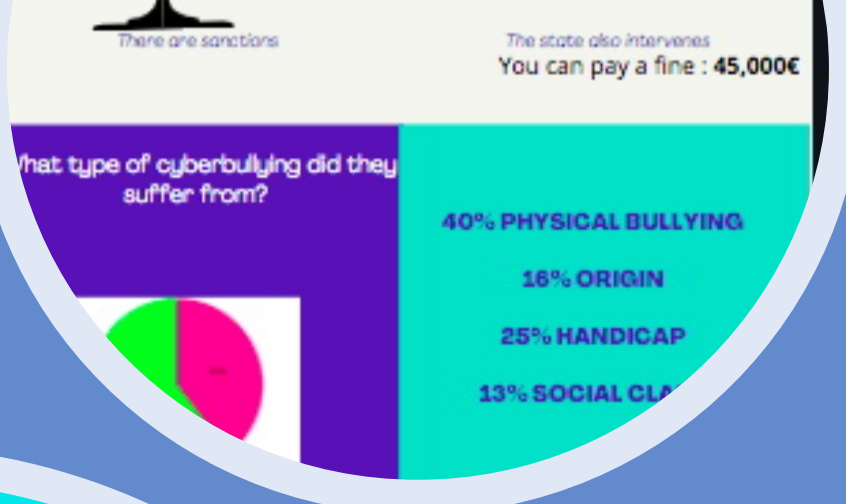
NEHİR E.
AYBASTI FEN LİSESİ

Andrea, Abba-Ballini (Brescia)

there are many solutions against bullying,
one of the most important is to rep
adult what happens even if you're afraid


- Enhance confidence and self_esteem
in the child
-
- (Alaa Mahmoud , Al - Nuzha
Secondary School For Girls)





Students created infographics to present the situation in their schools





1 Topics 14 Members

April 26

eTwinning project Beat-Bullying



**ORDU -AYBASTI FEN
LİSESİ- NİSA GÜLAÇ**
we recorded this video

**STUDENTS' RECORDED A SHORT VIDEOS GIVING
ADVICE TO FIGHT AGAINST BULLYING**

What's more ...

All partners decided to make a bully-box to report anonymously incidents of bullying at school.
We're really proud of it!



6.

STUDENTS COMPOSED AND SANG A SONG

- Poll for the best song title
- Poll for the best background music
- Final common work mixed countries
- Writing lyrics
- Singing the song
- Final common work

Mix Country Groups

Elena's group 1. France -- Amelia 2. Jordan -- Hala 3. Konya -- Aysu 4. Ordu -- Furkan 5. Italy -- Tommaso	Ream's group 1. France -- Marty 2. Jordan -- Samiha 3. Konya -- Arife 4. Ordu -- Havvanur 5. Italy -- Vanessa	Nisa's group 1. France -- Oscar 2. Jordan -- Jumana 3. Konya -- Osman 4. Ordu -- Yasin 5. Italy -- Diago
Pascale's group 1. France -- Romain 2. Jordan -- Alaa 3. Konya -- Necip 4. Ordu -- Efe 5. Italy -- Alessio	Nergis' group 1. France -- Gabin 2. Jordan -- Weam 3. Konya -- Enhhar 4. Ordu -- Buse 5. Italy -- Erca	

Canva 1 OF 1

Mix Country Groups - nergis bilgin

Meetings with the groups will occur on twinspace online meetings. Please find our name in the mentor list and attend the meeting of your mentor on time to enjoy the final work.

Here is the quick link to the related page. You can find the links of each group here.

<https://twinspace.etwinning.net/214240/online-meetings>

6.D. Writing the lyrics

We will write the lyrics with our mix country groups using the following web2 tool during the online meeting on Thursday 28th. Good luck!

Pascal's group <https://edupad.ch/p/7fGu3ZhyPL>

Nergis' group <https://edupad.ch/p/ri7ci6m6Sp>

Elena's group <https://edupad.ch/p/fukfvCfHyK>

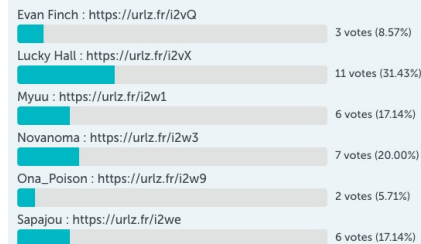
Nisa's group <https://edupad.ch/p/je5RdQohNv>

Ream's group <https://edupad.ch/p/IPbDquf9Ce>

collaboratively written song

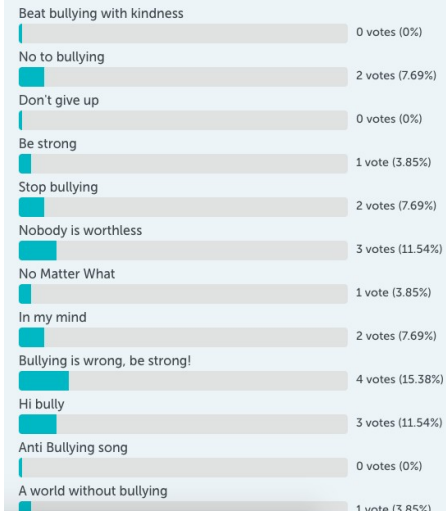
6.B. Poll for the best background music

What is your favourite music? Copy -paste the link to listen to the music. Each one of the non copyrighted music is offered by each school now lets select the best.



6.A. Poll for the best song title

Which title for our song? Please students, have your say!





THEY SANG THEIR SONG TOGETHER

made on 07.05.2022 at 18:02 by Elena Rocca

Bullying is wrong, be strong!

Dear bully maybe you don't know
but your insults rain on me like snow
I dont have an umbrella to protect me
But a lot of people to support me.
Now you can resist any blow
At the end there is a rainbow

Hey bully friend
You will never know how i feel
We can try become Friends
And we will make It never enr'
Just give me your hand

my looks and personality interest me.

And we can talk to anybody
Who wants to join the party

I'm losing trust in this world
I'm exhausted of them making fun of me
I'm not the problem, I have to stop blaming me
stay away from me
I want to find my former life
You are using a knife

Enjoy your life every day
it doesn't matter what they say
if someone is bullying you
don't worry because we're there for you
Watch your moves!
do not feel superior to anyone



7. Students watched a video on cyberbullying and reflected on the words, definitions , solutions ...before making the leaflet

<https://www.youtube.com/watch?v=HxySrSbSY7o>

A video on cyberbullying



7. Students from international groups made a leaflet of words and definition for the final booklet

Describe bullying in 5 words

Word and definition

- tease: to laugh at someone or say unkind things to them, either because you are joking or because you want to upset them (Aybastu Fen Lisesi)
- argue: to speak angrily to someone, telling them that you disagree with them (Aybastu Fen Lisesi)
- to make fun of: make ridiculous someone (Aybastu Fen Lisesi)
- make feel bad: upset someone (Aybastu Fen Lisesi)
- exclude: to not allow someone or something to take part in an activity or enter a place (Aybastu Fen Lisesi)
- Rudeness: Behaving bad (Aybastu Fen Lisesi)
- Diadain: Humiliate someone (Aybastu Fen Lisesi)
- Inability to empathize: Inability to put yourself in her (Aybastu Fen Lisesi)
- Physically: Hitting pushing lead into a fight. (Aybastu Fen Lisesi)
- Gossip: talk behind someone's back (Aybastu Fen Lisesi)
- Victims: who is targeted by certain people physically and/or psychologically (Adriano - Abba Ballim)
- Depression: for some people the words said to them can be heavy and they react negatively and

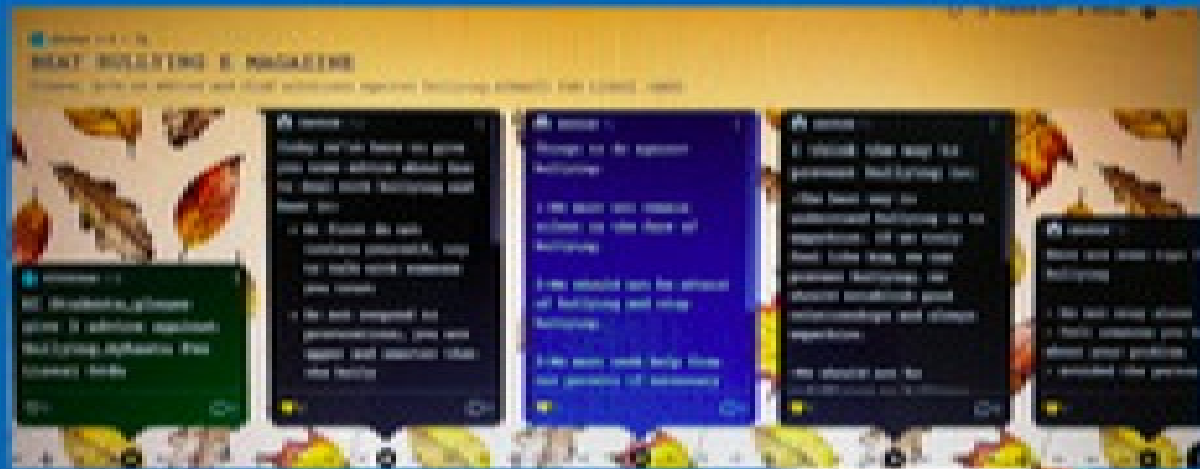
the depression is one of the effect of bullying (Vanessa - Abba)

- Sadness: is an effect of bullying (Vanessa - Abba)
- Strong: the bully feels strong when he intimidates a person (Vanessa - Abba)
- Pain: it's an effect of bullying and it can be emotional or physical (Vanessa - Abba)
- Spectators: they see one person bullying another and sometimes they intervene while other times they don't intervene (Vanessa - Abba)
- movement: derogatory word or behavior used against someone or something (Aybastu Fen Lisesi)
- extortion: the act of getting something, especially money, by force or threats (Aybastu Fen Lisesi)
- racism: policies, behaviours, rules, etc. that result in a continued unfair advantage to some people and unfair or harmful treatment of others based on race (Aybastu Fen Lisesi)
- enforce: to make people obey a law, or to make a particular situation happen or be accepted (Aybastu Fen Lisesi)
- arrogant: unpleasantly proud and behaving as if you are more important than, or know more than, other people (Aybastu Fen Lisesi)
- violence: brute force applied to a person with an opposing view or emotion (Aybastu Fen Lisesi)

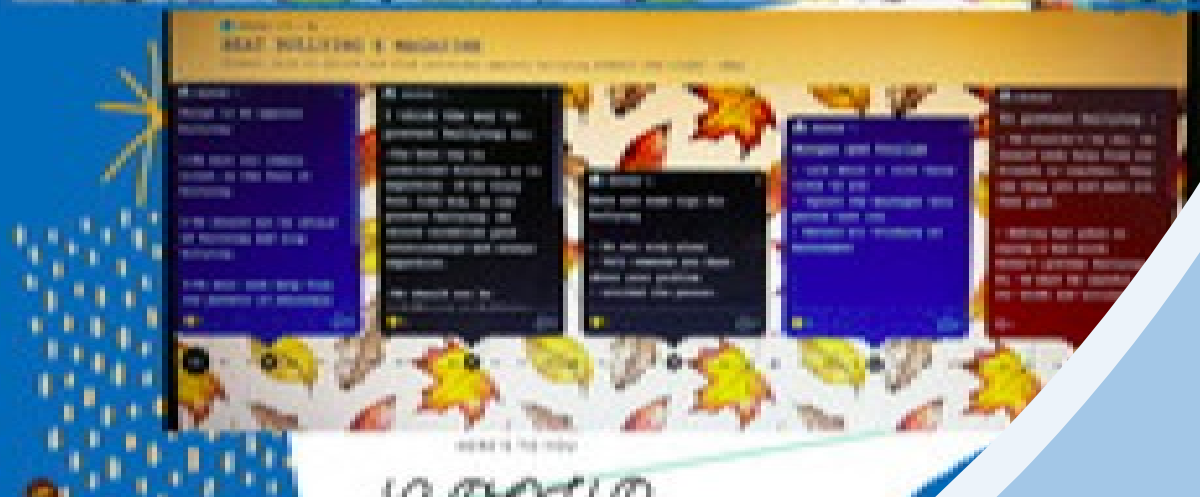
Word and definition

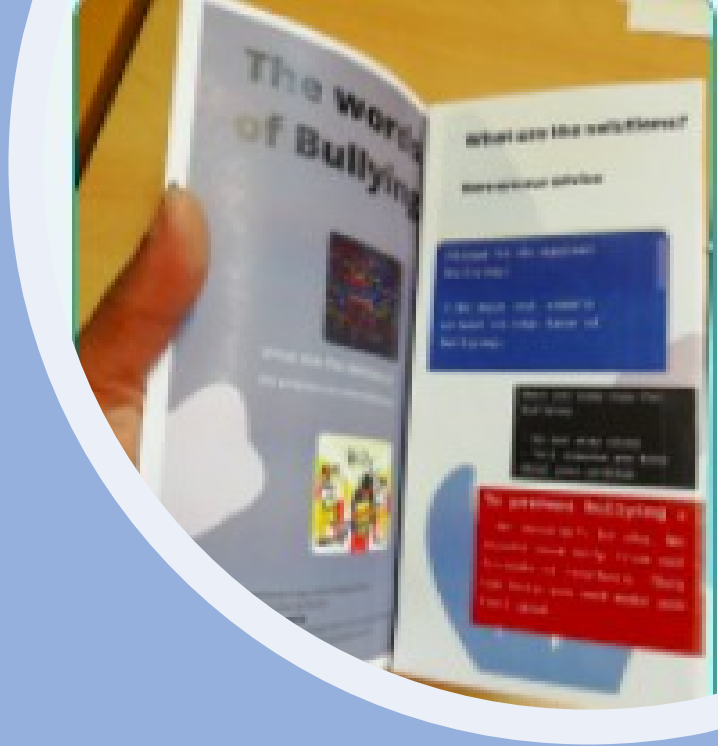

Describe cyber-bullying in 5 words

Word and definition




Students from international groups made a leaflet of advice and solution against bullying for the final booklet



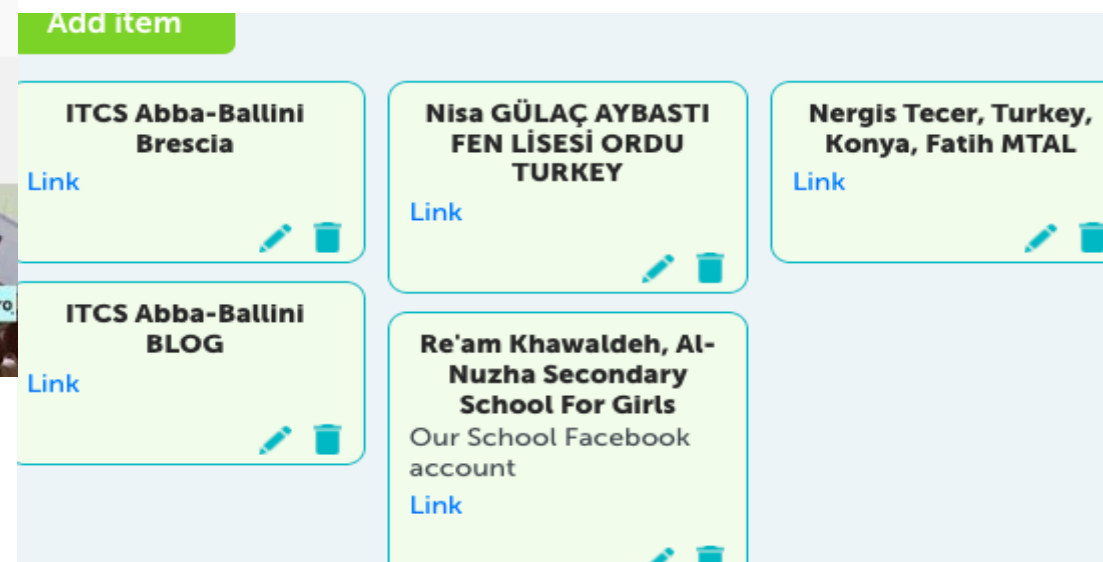
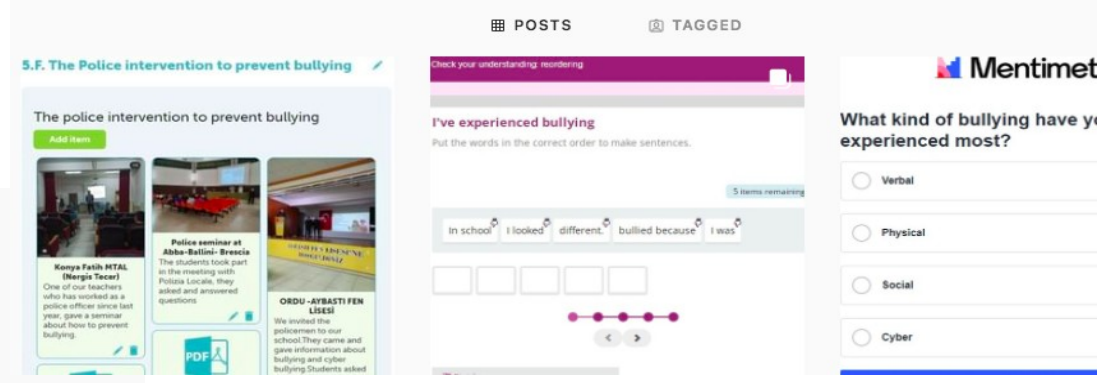
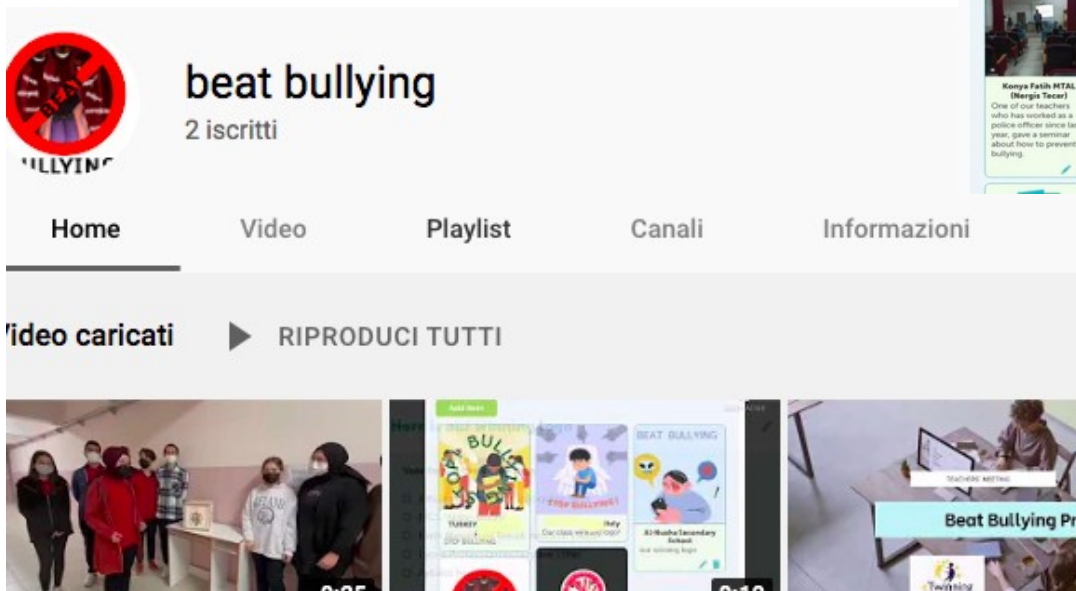
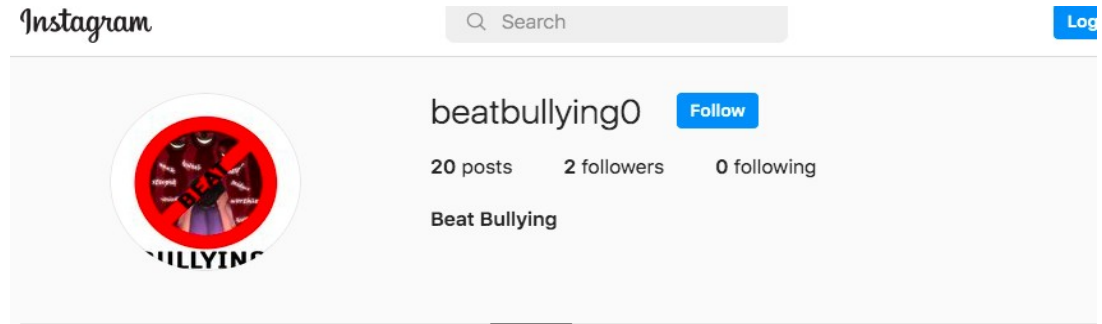


OUR FINAL LEAFLET



8. DISSEMINATION

- Instagram
- You tube
- Sites



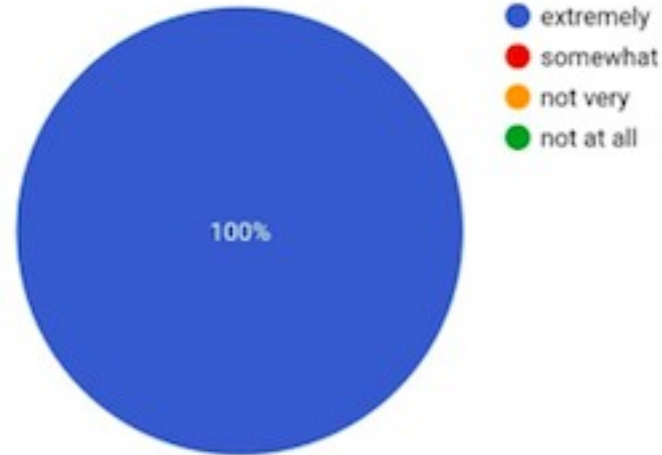
9. EVALUATION

TEACHERS



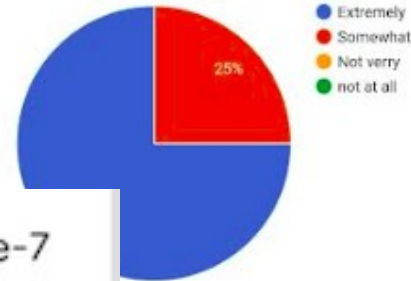
Will you attend any other e-7
?twinning project

ردود 4



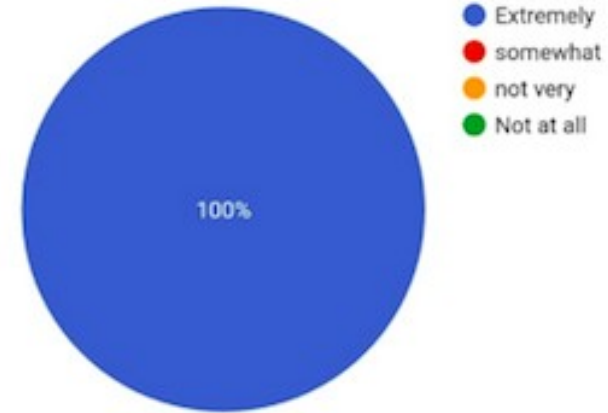
Did you help your students to-2
use the web 2 tools when they
* ?need

ردود 4



Was the project activities-3
?integrated into the curriculum

ردود 4



Was the project activities-3
?integrated into the curriculum

ردود 4



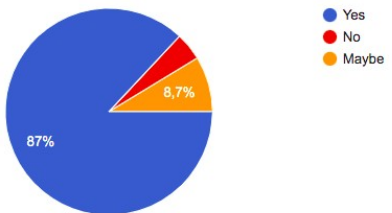
How well did you collaborate-4
* ?with your partners

ردود 4



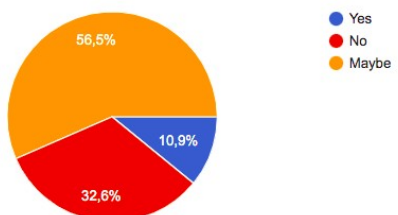
7-Did the project add to your knowledge about bullying?

46 risposte



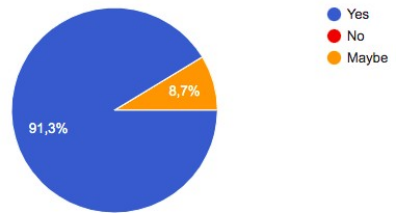
3-Did you have difficulties in doing the tasks via web2 tools?

46 risposte



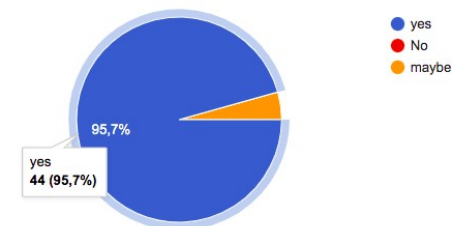
5-Did you like to work with a team?

46 risposte



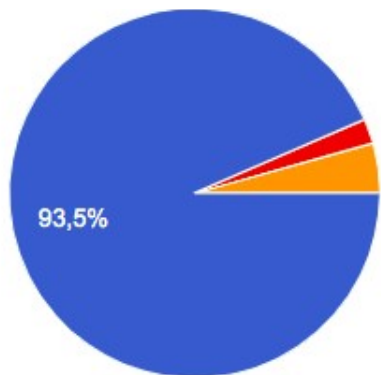
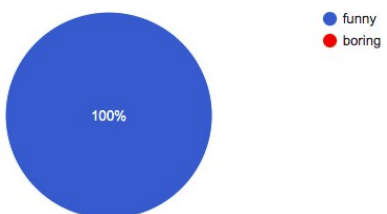
1-Did you have fun while preparing the activities?

46 risposte



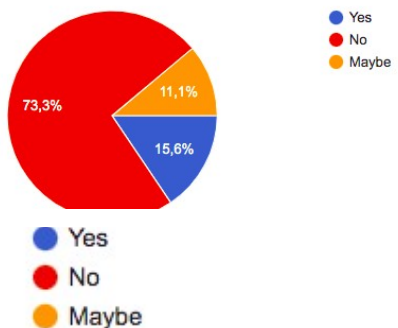
8-Were the meetings with the foreign students and teachers funny or boring for you?

46 risposte



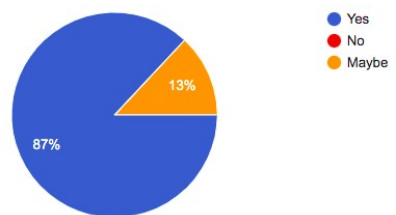
4-Did you have difficulties in understanding the tasks in the activities?

45 risposte



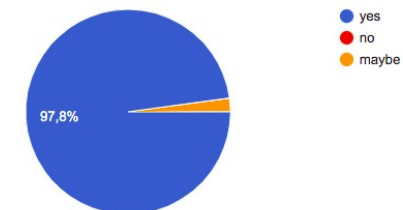
6-Was you active in doing the project activities?

46 risposte



2-Did you use the technology effectively in the project?

46 risposte



STUDENTS'

10-Do you want to attend another e twinning project?

46 risposte



... AND THIS IS THE
CERTIFICATE OF
PARTECIPATION WE
GAVE EACH STUDENT

